



US Standard Routing/Logistics Instructions

Collect - Inbound to Costco (Costco selects carrier and pays freight.)

This will serve as routing/logistics instructions when shipping your product to Costco Wholesale. These terms and conditions cannot be altered, changed, or deviated from without written consent from Costco. Deviations without prior approval from the Buyer, Traffic Department, or other authorized person will result in the issuance of chargeback's, which will be deducted from your invoice.

Routing will appear on Costco purchase orders in two ways:

Routing Instructions specifying a carrier will appear on some purchase orders.

OR

Call Traffic. The appropriate regional traffic department must be contacted (e-mail if possible) to determine routing (see Costco Regional Traffic/Logistics phone and fax list).

Routing requests from the vendor to Costco Traffic should include:

- Complete shipping facility name and address
- PO number
- Type of load (pallet, slip, floor)
- If palletized or slip-sheeted and whether or not product will double stack
- Pieces, weight, and cube of the product (excluding pallet) and total weight and cube of entire shipment (including pallet weight and cube).
- Date the merchandise will be ready for pick up

Routing for Collect shipments requiring any "special handling" such as high cube trailers, refrigerated, ventilated trailers etc. should be verified with the traffic department regardless of the routing noted.

All Costco Wholesale orders are considered "Shipper Load and Count"

The vendor is responsible to ensure the order is properly packed and loaded to prevent any transit damage and tampering. If blocking and bracing is required - this is to be done by the vendor or at the vendor's expense. It is also the responsibility of the vendor to ensure an accurate piece count of the load and the piece count is to be clearly stated on the Bill of Lading. On shipments where vendors require driver count, vendor will be charged for associated costs. **Please refer to the Costco Standard Terms Agreement (Page 1, Merchandise and Pallets #1, sec. A; #7 Delivery).**

All Costco Collect Shipments Require 2 Hours Free Time at Loading

Any detention charges incurred after the 2-hour free time will result in the issuance of chargeback's, which will be deducted from your invoice.

Less-than-Truck Load (LTL)/Small Package Purchase Orders

If YELLOW or FEDEX WEST has been specified as a carrier:

Vendor/shipper, please call local YELLOW or FEDEX WEST terminal to arrange for pick-up. The shipping requirements for LTL shipments weighing *10,000 pounds or more and/or taking up more than 12 pallet floor spaces "turned" (if no overhang on pallet)* in a trailer, always need to be verified with the traffic department regardless of the routing noted on the purchase order.

For shipments weighing up to 150 pounds - use UPS GROUND (unless product exceeds limitations of UPS Ground).



Collect or Prepaid Shipments

Shipping/Arrival Dates

- Collect shipments - Requested ship dates must be met
- Prepaid shipments - Requested arrival dates must be met.
- The buyer and/or the traffic department should be advised of any deviations.
- The vendor will be charged any additional freight charges incurred as a result of not adhering to the shipping/arrival dates.

Back Orders / Split Shipments

- A Costco buyer, prior to shipping, must authorize any back order or split shipments.
- Any back order or split shipments resulting in additional freight charges will be charged to the vendor.

Over Shipments, Unauthorized Substitution, or Defective Goods

- Shipments will be returned at the vendor's expense.
- The vendor will be charged inbound and return freight charges and be subject to a handling fee.

Air Shipments (Collect only)

- All collect air shipments must be authorized and arranged through the Costco Traffic Department.
- Any unauthorized shipments will be charged back to the vendor along with any handling cost.

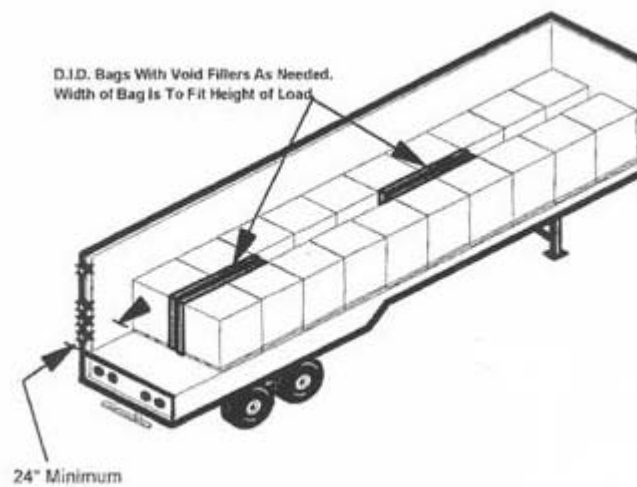
Prepaid Shipment - Inbound to Costco (Vendor selects carrier and pays freight)

The Vendor is responsible for arranging transportation and all other logistics in shipping the product from shipping origin to Costco.

Please refer to Costco Corporate Packaging Guidelines for complete packaging and pallet requirements

Loading

- All load capacities should be based on maximum utilization of trailer space.
- Loads on pallets need to be turned in the trailer to maximize space. (Exceptions: Produce or Refrigerated loads should be pinwheeled to maximize airflow and stability.)
- A Vendor not utilizing maximum space available may be subject to any additional freight charges incurred.
- A Costco buyer, prior to shipping, must authorize any non-palletized shipments.
- Vendor is responsible to inspect all merchandise prior to shipment to ensure quality, safety and conformity. Vendor must ensure that the merchandise is properly packed and loaded to prevent transit damage and tampering. Vendor should utilize airbags or Styrofoam blocks to prevent load shift. Any refusals or issues resulting from failure to do the above will result in a charge back to the vendor for all associated costs to rework, deliver or return the merchandise.



Please refer to Costco Corporate Packaging Guidelines for complete packaging and pallet requirements



Collect or Prepaid Bill of Lading

Information Required:

- Costco's purchase order number
- Description of product
Costco item number(s), as well as description(s) of product must appear together.
 - Actual scale weights
 - Complete origin address and destination address
- Zip Codes

Accurate zip codes for both origin and destination must appear on the Bill of Lading.

- Multiple Purchase Orders

All packages consigned to the same location should be consolidated on one bill. (*LTL shipments if your shipment exceeds 10,000lbs or more than 12 pallet spaces you must contact Costco Traffic department for approval to book LTL prior to shipping.*)



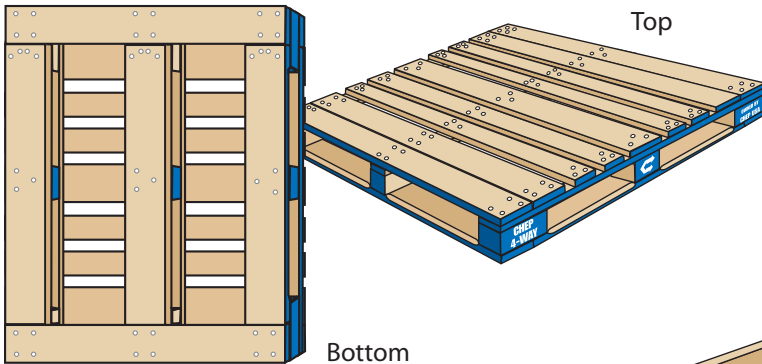
PALLET TAGS

From XXXXXX XXXXXX XXXXXXXX	TO XXXXXX XXXXXX XXXXXXXX
Bar Code	Carrier
PO 1710123456	
<i>Item</i> <i>#123456</i>	
<u>QTY: 180</u>	
Bar Code	

A pallet is acceptable under Costco Wholesale standards if it meets the same specifications of a CHEP/PECO block pallet, OR GMA #1 pallet.

5.1 CHEP/PECO Pallet Specifications: www.chep.com/www.pecopallet.com

Only CHEP/PECO Block Pallets are acceptable for transporting and receiving products. CHEP/PECO stringer pallets are NOT acceptable except with prior written approval.



Size & Type of Pallet

4-Way Pallet is 48" x 40"; flush non-reversible, perimeter base, 4-way entry, nine-block pallet weighing approximately 67 lbs.

Materials – Lumber Components

Blocks

6 outer blocks – 7.5" (l) x 5" (w) x 3.5" (h)
3 center blocks – 3.75" (l) x 5" (w) x 3.5" (h)

Connector Boards (Stringer Boards)

3 connector boards – 48" (l) x 5" (w) x .6875" (h)

Top Deck boards

4 top deck boards – 40" (l) x 3.5" (w) x .6875" (h)
5 top deck boards – 40" (l) x 5.5" (w) x .6875" (h)

Bottom Deck Boards

3 bottom deck boards – 37" (l) x 5.5" (w) x .6875" (h)
2 bottom deck boards – 40" (l) x 5.5" (w) x .6875" (h)

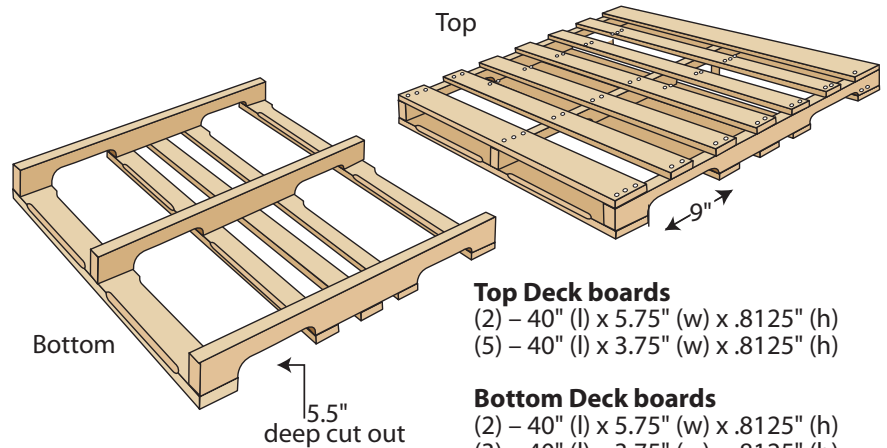
5.2 GMA #1 Pallet Specifications:

- 5.2.1 48" x 40" clean pallet, free of debris, odor, stains and brand marks.
- 5.2.2 Wood pallet must meet the weight standard of 2800-lb. capacity.
- 5.2.3 Wood pallet must be a partial 4-way entry or full four-way entry pallet weighing 50-55 lbs.

For more information contact the National Wooden Pallet Container Association
www.palletcentral.com
Phone: (703) 519-6104

Shipments received on substandard pallets will be refused.

- 5.2.4 Materials: Medium-density hard wood species required: Class 1, 3, and 21 as defined by the National Wooden Pallet Container Association's (NWPCA) Uniform Standard for Wood Pallets. Wood must be of good sound material free of knots larger than one-third the width of the board.
- 5.2.5 Seven boards on top deck and five boards on bottom deck are required. (Note four boards on bottom is not acceptable regardless of how much deck coverage the four boards provide.)
- 5.2.6 All deck boards must be intact, securely fastened to stringers. No portions cracked or broken away.
- 5.2.7 Use of repaired wood pallets are acceptable as long as they meet the weight standard of 2800-lb. capacity and are manufactured and repairable to the standard of the NWPCA Uniform Standard for Multiple Use Wood Pallets.
- 5.2.8 No wood splinters or nails protruding from pallet.



Top Deck boards

(2) – 40" (l) x 5.75" (w) x .8125" (h)
(5) – 40" (l) x 3.75" (w) x .8125" (h)

Bottom Deck boards

(2) – 40" (l) x 5.75" (w) x .8125" (h)
(3) – 40" (l) x 3.75" (w) x .8125" (h)

Stringers

(3) – 48" (l) x 3.75" (w) x 1.75" (h)

5.3 Oversized Wood Pallet Requirements:

- 5.3.1 Any products requiring an oversized wood pallet or any deviation to the required pallet standards must be approved prior to shipment. Submit to buyer the following information for approval:
 - a) Photo or illustration of oversized wood pallet including specifications
 - b) Photo or illustration of oversized wood pallet showing product positioned on it
- 5.3.2 Pallets that are 'purpose built' to accommodate odd-size merchandise (e.g., long swing sets) and for which the depot has been provided advance notice is an authorized exception. Often, but not always, the merchandise is an entire pallet display that is banded or stapled to the pallet.
- 5.3.3 A non-CHEP 'block' pallet for copy or computer paper is an authorized exception because it is the custom of the paper industry to use this type of pallet exclusively.

COSTCO STRONGLY PREFERS BLOCK PALLETS

- Block pallets are stronger than Stringer/GMA pallets.
- Block pallets are safer edge-racked in Costco's overhead steel than Stringer/GMA pallets.
- Block pallets have better top-deck coverage (there's more solid area on the top of the pallet). That provides a far superior stacking surface for packaging and product. Some packaging can be engineered to use less material simply because it will be stacked on a Block pallet.
- Block pallets are more sustainable due to their much longer life expectancy.
- Block pallets improve handling efficiencies at our Depots (distribution centers). Our Depots use powered pallet jacks. Pallet jacks can approach Block pallets from any side, but they can approach Stringer/GMA pallets from only the 40" sides.
- Block pallets improve handling efficiencies at our Warehouses (selling locations). The manual pallets we need for Block pallets cost significantly less than the ones we need to handle Stringer/GMA pallets.
- CHEP, PECO, and iGPS plastic pallets are examples of Block pallets. You can also obtain non-branded (aka "white wood") Block pallets.
- Even purpose-built pallets (oversized, undersized, etc, to support unusually sized or configured merchandise) should be engineered and manufactured as Block-class pallets.

STRINGER/GMA PALLETS ARE INFERIOR TO BLOCK PALLETS, IN MULTIPLE WAYS

- Stringer/GMA pallet manufacturers no longer adhere to GMA standards.
 - ✓ What is sold as GMA #1 Grade these days is really a GMA #2 (or lower). (GMA standards have not changed - market forces pushed pallet manufacturers to initiate this change themselves.)
 - ✓ The lower-grade pallets bear much less weight than a true GMA #1.
 - ✓ The lower-grade pallets have less top-deck coverage (there's less solid stacking area on top of the pallet). This can dramatically affect packaging's ability to remain safe and stable on these boards.
 - ✓ Since manufacturers no longer adhere to a true GMA spec there's now a lot of inconsistency in what is being sold as a GMA #1 pallet.
- For safety reasons, Costco will not adopt a lower standard - we still require the true GMA #1 spec. (Our pallet spec gives the required board dimensions, etc, for a true GMA #1.)
- To get true GMA #1 pallets, and to meet Costco's requirements, specify GMA "AAA"/Premium Grade pallets. They're expensive, and difficult to obtain. To be sure you're getting what you need (and are paying for) to be compliant with our requirements, double-check the board dimensions against our spec - both when ordering and upon receiving the pallets.
- Even true GMA #1 (aka GMA "AAA"/Premium Grade) pallets are less desirable than Block pallets:
 - ✓ They're not as safe edge-racked in overhead steel.
 - ✓ True GMA #1 (aka GMA "AAA"/Premium Grade) pallets have more top-deck coverage (stacking surface) than other Stringer/GMA pallets, but still less than Block pallets.
 - ✓ True GMA #1 (aka GMA "AAA"/Premium Grade) pallets have a shorter life expectancy than Block pallets, so are therefore less sustainable.
 - ✓ To approach a Stringer/GMA pallet from all four sides Costco must purchase more expensive manual pallet jacks for our Whses (selling locations).
 - ✓ Powered pallet jacks at our Depots can approach Stringer/GMA pallets from only two sides (which increases our handling costs).



PALLET PREFERENCES

COST COMPARISON *(as of Spring 2008)*

- \$18-\$22 Costco-spec, non-branded (non-rental) Block pallet.
- \$12-\$15 Costco-spec Stringer/GMA pallet.
This is a true GMA #1, but is commonly referred to as a GMA "AAA"/Premium Grade pallet these days. There aren't rental pallets available - they must be purchased.
- \$6-\$10 NON-Costco-spec Stringer/GMA pallet.
(It doesn't meet the GMA #1 spec but pallet manufacturers sell it as a GMA #1).
- \$5 Average Block pallet rental cost.
That's the current TOTAL average cost per pallet from CHEP, PECO, or iGPS.

RENTAL FACTS

- Renting Block pallets costs less than any other Costco-spec alternative.
- Renting Block pallets costs less than what is currently sold as a GMA #1 (that doesn't meet either Costco's spec or the true GMA #1 spec).
- Rental customers typically pay rent for each day the pallet is in their possession. On the average, the total spend per pallet is only \$5.
 - ✓ Rental customers do not pay rent while the pallet is in Costco's possession. The rental charge stops when the pallet is shipped to us (as soon as the pallet leaves the rental customer's facility, before it even gets to a Costco Depot or Whs).
 - ✓ Once the pallets leave their facility rental customers are no longer responsible for them. When the pallets are empty Costco returns them to the rental company or forwards them to another rental customer so they can be reused.
 - ✓ Rental companies rent only heavy-duty Block pallets. Block pallets are far superior to Stringer/GMA pallets, and are Costco's preference.
 - ✓ For international transit, CHEP has heat-treated wood Block pallets available. iGPS and CHEP may also supply plastic Block pallets for international transit - check with them to determine where they will allow their plastic pallets to be shipped. *(Plastic pallets do not need additional treatment for international transit.)*
 - ✓ CHEP and PECO rent wood Block pallets.
 - ✓ iGPS rents plastic Block pallets. CHEP may have plastic Block pallets available by the summer/fall of 2008. They're as strong and safe as wood Block pallets, but weigh about 25 lbs less and have a nearly solid top-deck surface on which to stack product. iGPS customers must utilize RFID technology to rent from iGPS. (iGPS will assist, technically and financially, with RFID implementation.)

PALLET SPECIFICATIONS

Costco's Pallet Specs are available as part of our Structural Packaging Specifications. Contact your Costco Buyer, or Sherri Porter at sporter@costco.com, for a copy.

PALLET SOURCES & RESOURCES

NWPCA (National Wooden Pallet & Container Association) www.palletcentral.com (703) 519-6104
Pallet Design System www.nwpc.com/PDS/PalletDesignSystem.htm (703) 519-6104
iGPS (Intelligent Global Pooling Systems) www.igps.net (800) 884-0225
PECO Pallet www.pecopallet.com (877) 227-7326
CHEP Pallet www.chep.com (888) 243-7111
CPC Pallet (Canadian Pallet Council) www.cpcpallet.com (905) 372-1871



Please note:

Shipments received on pallets not meeting Costco Specifications will be refused.

Vendors shipping on bad pallets are subject to charges for labor and materials to re-palletize/rework/redeliver load.

* A Costco buyer must authorize all non-palletized shipments. Vendors shipping on slip-sheets, unitized or floor load must have authorization from the buyer prior to shipping.

Efficient Handling

Optimum pallet handling is a "NO TOUCH" pallet, delivered to our door, meeting the following conditions:

- **Quality pallet** - pallets that meet our criteria (preferred 4 way entry/block style)
 - Please refer to the previous documents for pallet specifications
- **Stretch wrapped and/or tied to prevent movement.**
 - Extend shrink wrap around the actual wood pallet (at least 2")
 - A minimum .79 gauge stretch film, wrapped three times, or the equivalent in performance.
- **No overhang or underhang of product on pallet.**
- **Tie/High that maximize pallet capacity.**
- **Optimizes cube.**
 - Dry Loads: As close to but not more than 52" high, including pallet height*
 - Refrigerated Loads: As close to but not more than 48" high, including pallet height*
- **Allows double stacking**
 - Support Posts
 - Top Cap
- **Full/flat layer.**
 - No Chimney tops
 - Distribution quantities adjusted to flat layers for depot shipping.

**Any exceptions to these standards must be pre-authorized
by the buyer and/or traffic BEFORE shipping**



Vendor Freight Chargeback's

The following circumstances require that a freight chargeback to the vendor be initiated. Please note the justification for these chargeback's as outlined in our Costco Wholesale Standard Terms Agreement or other authorization as noted below.

Origin Detention - Loading appointments along with in and out time stamps are highly recommended. Detention starts once the two-hour free time has expired. Costco pays carrier detention invoices when the carrier can provide supporting documentation. A claim can only be filed when written proof is provided that the detention charges are incorrect.

Reworks, Overages - Please refer to Costco Wholesale's standard terms in section *12. REJECTION/MERCHANDISE RETURN*

Short Received - PO's that are received short, will have the freight charges associated with the missing merchandise charged back to the vendor.

Merchandise refusals, Load shift in transit - Please refer to Costco Wholesale's standard terms section *1. MERCHANDISE AND PALLETS*

TONU (Truck ordered not used), Layover - Based on documentation received from the freight carrier, vendor will be subject to charges associated with a vehicle ordered not used or layover charges when merchandise is not ready to ship on requested ship day.



Regional Traffic Contacts

			Dry Depot	Refrigerated Depot
NORTHWEST REGION / SALT LAKE CITY			#171 - Sumner, WA	#285 - Sumner, WA
Greg Schierholz	425.313.8113	gschierholz@costco.com	253.826.6555	253.826.7923
Derek Reissler	425.313.8315	dreissler@costco.com	#584 - Salt Lake City, UT	#585 - Salt Lake City, UT
Fax	425.313.8441		801.333.3560	801.333.3560
BAY AREA REGION			#179 - Tracy, CA	#172 - Tracy, CA
Erma Cook	925.456.7288	ecook@costco.com	209.835.5697	209.833.7292
Jeff Hardebeck	925.456.7289	jhardebeck@costco.com		
Fax	925.443.8108			
LOS ANGELES REGION			#960 - Mira Loma, CA	#961 - Mira Loma, CA
Renee Lennon	714.741.7705	rlennon@costco.com	951.361.3600	951.361.3600
Otto Pitzen	714-741-7783	otto.pitzen@costco.com	#288 - Dallas, TX	#289 - Dallas, TX
Fax	714.534.3176		972.587.1811	972.587.1811
SAN DIEGO & MEXICO REGIONS / SALT LAKE CITY			#960 - Mira Loma, CA	#961 - Mira Loma, CA
Donna Arce	858.812.1300	darce@costco.com	951.361.3600	951.361.3600
Martha Shea	858.812.1210	mshea@costco.com	#936 - Tolleson, AZ	#260 - Tolleson, AZ
Fax	858-812-1307		623.293.1113	623.293.1113
			#584 - Salt Lake City, UT	#585 - Salt Lake City, UT
			801.333.3560	801.333.3560
			#929 - (MX) Mira Loma	#944 - (MX) Mira Loma, CA
			951.361.3600 (#960)	951.361.3600 (#960)
			#932 - Laredo, TX	#284 - Laredo, TX
			210.717.3158	956.722.2291
			#795 Mexico City	#796 Mexico City
			011.52.555.884.6441	011.52.555.884.6441
MIDWEST & TEXAS REGIONS			#267 - Morris, IL	#268 - Morris, IL
Lane McFadden	630.581.6267	lmcfadden@costco.com	815.710.2020	815.710.2020
Fax	630.581.6351		#288 - Dallas, TX	#289 - Dallas, TX
			972.587.1811	972.587.1811
NORTHEAST REGION			#175 - Monroe Township, NJ	#265 - Monroe Township, NJ
Joanne Zuleger	703.406.6810	jzuleger@costco.com	732.992.2052	732.992.2052
Dave Hawley	703.406.6892	dhawley@costco.com		
Fax	703.406.6938			
SOUTHEAST REGION			#262-College Park, GA	#263-College Park, GA
For Fixed Assets contact Mark Lawrence			404.461.0050	404.461.0050
For CWI and Apparel orders contact Northeast Regional Traffic				
Vanessa Osborne	770.905.8856	vosborne@costco.com	#174-W. Palm Beach, FL	#280-W. Palm Beach, FL
Fax	770.905.8895		561.273.2525	561.273.2520
WESTERN CANADA REGION			#76 - Langley, BC	#557 - Langley, BC
Pat Rutter	604.444.9327	prutter@costco.com	604.888.6644	604.888.6644
Kerri Whettell	604.444.9356	kwhettell@costco.com		#75 Calgary
Fax	604.444.9473			403.203.2612
EASTERN CANADA REGION			#571 - Brampton, ON	#572 Brampton, ON
Yves Michaud	613.221.2120	ymichaud@costco.com	905.792.9744	905.792.9744
Collin Mohan	613.221.2077	cmohan@costco.com		
Eric Mailhot	613.221.2247	emailhot@costco.com	#573 - St. Bruno, PQ	#574 St. Bruno, PQ
Jennifer Carneiro	613.221.2248	jenifer.carneiro@costco.com	450.461.3861	450.461.3861
Catie Dumontier	613.221.2248	cdumontier@costco.com		
Karen Just	613.221.2246	karen.just@costco.com		
Bonnie Goulet	613.221.2373	bonnie.goulet@costco.com		
Fax	613.221.2278			



Depot Listing U.S.

Depot #	Type	Name	Region	Address	City	State	Zip	Phone #
171	Dry	Sumner	NW	4000-B 142nd Ave. East	Sumner	WA	98390	(253) 826-6500
285	Wet	Sumner	NW	4000-A 142nd Ave. East	Sumner	WA	98390	(253) 826-7921
286	Meat	Sumner	NW	4000-A 142nd Ave. East	Sumner	WA	98390	(253) 826-7921
179	Dry	Tracy	BA	25862 Schulte CT	Tracy	CA	95376	(209) 835-5222
172	Wet	Tracy	BA	25862 Schulte CT	Tracy	CA	95376	(209) 839-2555
210	Meat	Tracy	BA	25701 Corporate CT	Tracy	CA	95376	(209) 833-9124
270	Meat	Tracy	BA	25862 Schulte CT	Tracy	CA	95376	(209) 839-2555
960	Dry	Mira Loma	LA/SD	11600-A Riverside DR	Mira Loma	CA	90752	(951) 361-3606
961	Wet	Mira Loma	LA/SD	11600-B Riverside DR	Mira Loma	CA	90752	(951) 361-3612
276	Meat	Mira Loma	LA/SD	11600-A Riverside DR	Mira Loma	CA	90752	(951) 361-3612
910	CWI	National City	LA/SD	1001 West 19th St.	National City	CA	91950	(619) 336-3360
936	Dry	Tolleson	AZ	8400 West Sherman	Tolleson	AZ	85353	(623) 293-1100
260	Wet	Tolleson	AZ	8400 West Sherman	Tolleson	AZ	85353	(623) 293-1100
261	Meat	Tolleson	AZ	8400 West Sherman	Tolleson	AZ	85353	(623) 293-1100
584	Dry	Salt Lake City	UT	5995 West 300 South	Salt Lake City	UT	84104	(801) 333-3560
585	Wet	Salt Lake City	UT	5995 West 300 South	Salt Lake City	UT	84104	(801) 333-3560
586	Meat	Salt Lake City	UT	5995 West 300 South	Salt Lake City	UT	84104	(801) 333-3560
288	Dry	Dallas	TX	3730 Mountain Creek Pkwy	Dallas	TX	75236	(972) 587-1801
289	Wet	Dallas	TX	3730 Mountain Creek Pkwy	Dallas	TX	75236	(972) 587-1801
789	Meat	Dallas	TX	3730 Mountain Creek Pkwy	Dallas	TX	75236	(972) 587-1801
267	Dry	Morris	MW	3800 N. Division	Morris	IL	60450	(815) 710-2002
268	Wet	Morris	MW	3800 N. Division	Morris	IL	60450	(815) 710-2051
266	Meat	Morris	MW	3800 N. Division	Morris	IL	60450	(815) 710-2051
175	Dry	Monroe Township	NE	10 Costco Drive	Monroe Township	NJ	08831	(732) 992-2070
265	Wet	Monroe Township	NE	10 Costco Drive	Monroe Township	NJ	08831	(732) 992-2000
269	Meat	Monroe Township	NE	10 Costco Drive	Monroe Township	NJ	8831	(732) 992-2000
196	CWI	Monroe Township	NE	250 C Possum Hollow Rd	Monroe Township	NJ	08831	(732) 992-2100
262	Dry	Atlanta	SE	4250 S. Fulton Parkway	College Park	GA	30349	(404) 461-0000
263	Wet	Atlanta	SE	4250 S. Fulton Parkway	College Park	GA	30349	(404) 461-0050
264	Meat	Atlanta	SE	4250 S. Fulton Parkway	College Park	GA	30349	(404) 461-0050
174	Dry	West Palm Beach	SE	5851 45th St	West Palm Beach	FL	33407	(561) 273-2520
280	Wet	West Palm Beach	SE	5851 45th St	West Palm Beach	FL	33407	(561) 273-2525
281	Meat	West Palm Beach	SE	5851 45th St	West Palm Beach	FL	33407	(561) 273-2525
932	Dry	Laredo	TX	8510 El Gato Rd.	Laredo	TX	78045	(956) 728-1732
284	Wet	Laredo	TX	8510 El Gato Rd.	Laredo	TX	78045	(956) 722-2291

CANADA

Depot #	Type	Name	Region	Address	City	State	Zip	Phone #
76	Dry	Langley	WC	20313 100 A Avenue	Langley	BC	V1M3Y6	(604) 888-6644
557	Wet	Langley	WC	20313 100 A Avenue	Langley	BC	V1M3Y6	(604) 888-6644
75	Wet	Calgary	WC	5600 76th Ave SE	Calgary	AB	T2C4N4	(403) 216-2653
571	Dry	Brampton	EC	8945 Goreway Dr.	Brampton	ON	L6T5N8	(905) 792-9744
572	Wet	Brampton	EC	8945 Goreway Dr.	Brampton	ON	L6T5J7	(905) 792-9744
575	Meat	Brampton	EC	8945 Goreway Dr.	Brampton	ON	L6T5J7	(905) 792-9744
573	Dry	St. Bruno	EC	1251 Des Pronenades Blvd.	St. Bruno	PQ	J3V6H1	(450) 461-3861
574	Wet	St. Bruno	EC	1251 Des Pronenades Blvd.	St. Bruno	PQ	J3V6H1	(450) 461-3861
576	Meat	St. Bruno	EC	1251 Des Pronenades Blvd.	St. Bruno	PQ	J3V6H1	(450) 461-3861